

Technical Data Sheet

Mouse CD200R1 (C-Fc)

Catalog Number: 816401, 816402
Size: 25 ug, 100 ug
Target Name: CD200R, CRTR2, MOX2R, OX2R
Regulatory Status: RUO

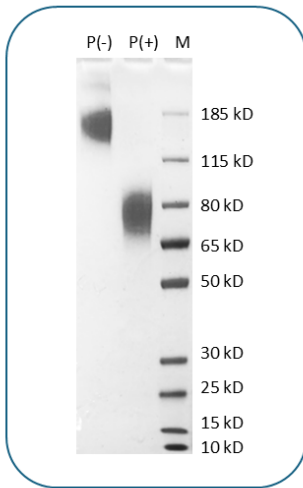
Product Details

Application: ELISA, BLI
Format: Liquid, Purified
Expression Host: CHO
Species: Mouse
Sources: Recombinant Mouse CD200R1 (Thr26 - Pro238) with C-terminus Fc-tag is expressed in CHO cell.
Accession Number: Q9ES57
Molecular Weight: The protein has a predicted molecular weight of 49.4 kDa. Under DTT-reducing conditions, it migrates at approximately 90 kDa on SDS-PAGE.
Affinity Tag: C-Fc
Purity: >95% based on SDS-PAGE under reducing condition
Formulation: 1xPBS buffer, pH7.4, 0.22 µm filtered
Endotoxin level: Not tested
Protein Concentration: 25µg size is bottled at 0.2mg/mL concentration. 100 µg size is supplied at a lot-specific concentration.
Storage and Handling: Briefly centrifuge the vial upon receipt. An unopened vial can be stored at 4°C for up to 2 weeks, or at -20°C or below for up to six months. The protein may be further diluted to 0.1 mg/mL using 0.22 µm-filtered PBS buffer (pH 7.4). For long-term storage, the diluted stock solution should be aliquoted and stored at ≤ -70°C to minimize freeze-thaw cycles. If additional dilution is required, carrier proteins such as FBS or BSA should be added to maintain protein stability.

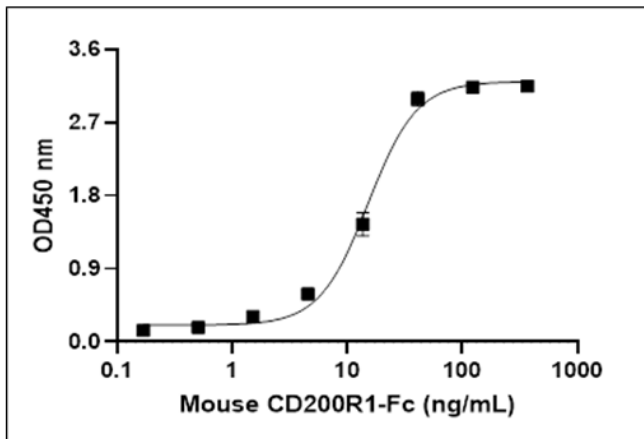
Background Information

The cluster of differentiation (CD) system is essential for immunophenotyping, with over 320 unique CD molecules and subclusters identified to date. These CD molecules play various roles in immune cells, either acting as receptors or ligands to initiate signaling cascades that alter cell behavior, or serving non-signaling functions like cell adhesion. CD200 receptor 1 (CD200R1), an isoform of CD200 receptors, is a cell surface glycoprotein expressed on myeloid lineage cells. It serves as a receptor for the OX-2 membrane glycoprotein, and the interaction between CD200R1 and OX-2 functions as a downregulatory signal for myeloid cells, playing a role in immune regulation.

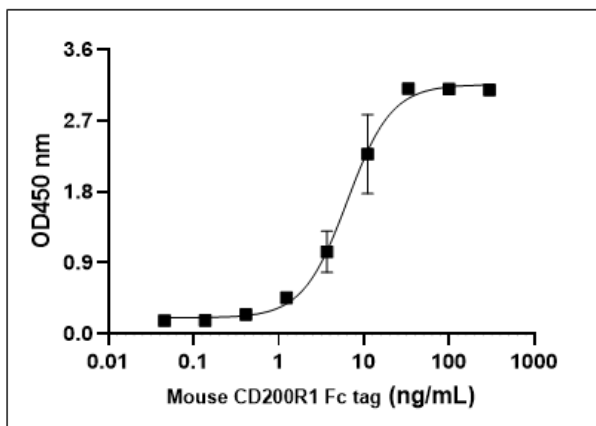
Product Data



Mouse CD200R (C-Fc) on SDS-PAGE under reducing condition (P+) and non-reducing condition (P-). The gel was stained for 1 hour with BlinkBlue (catalog 700102). The purity of this protein appears to be greater than 90% based on reducing conditions.



Mouse CD200 (C-His-Avi) is coated at 5 ug/mL (500 ng/well). Mouse CD200R (C-Fc) can bind Mouse CD200 in a dose-dependent manner with the ED50 of 5-30 ng/mL



Biotinylated Mouse CD200 (C-His-Avi) is coated at 2 ug/mL (200 ng/well). Mouse CD200R (C-Fc) can bind Mouse CD200 in a dose-dependent manner with the ED50 of 5-30 ng/mL