

BlinkBlue SDS-PAGE Staining Buffer

Catalog Number: 700101, 700102

Size: 50mL, 1L

PRODUCT DETAILS

Product Description:

BlinkBlue Protein Stain Buffer is an environmentally friendly, ready-to-use solution for protein staining. Simply incubate your SDS-PAGE gel in BlinkBlue, and results will begin to appear within 5-10 minutes. For optimal clarity, we recommend staining for 30-60 minutes.

No destaining is required. After staining, the gel can be rinsed several times with deionized water. BlinkBlue can detect as little as 20 ng of protein per band and can be reused up to three times without a noticeable loss in sensitivity.

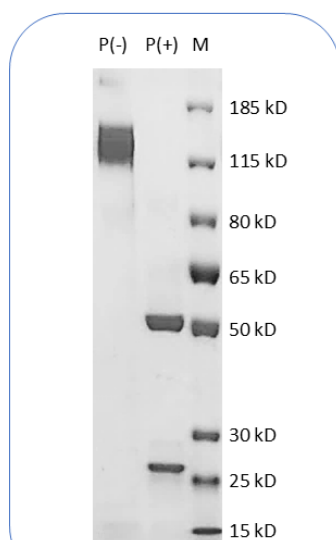
User Manual:

1. After gel electrophoresis, briefly rinse the gel cassette with deionized water.
2. Disassemble the cassette and transfer the SDS-PAGE gel into a container containing 25-30 mL of BlinkBlue staining buffer.
3. Observe initial staining results within 5-10 minutes.
4. For optimal results, continue staining for an additional 20-50 minutes.
5. Rinse the gel several times with deionized water.
6. For enhanced clarity, optional destaining in deionized water for 1-2 hours may be performed.

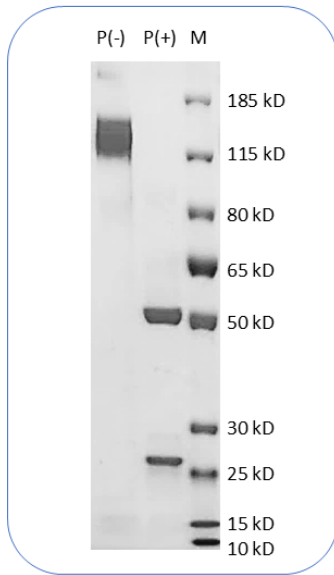
Storage and Handling:

The staining buffer can be stored at room temperature for up to 4 weeks. For long-term storage, we recommend keeping it at 4 °C.

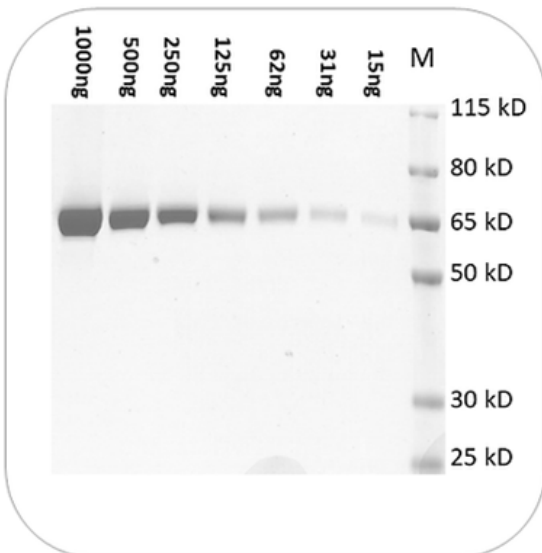
PRODUCT DATA



Antibody was stained with BlinkBlue SDS-PAGE Staining Buffer for 40 minutes, followed by destaining with deionized water.



Recombinant protein was stained with BlinkBlue SDS-PAGE Staining Buffer for 40 minutes, followed by destaining with deionized water.



Purified recombinant protein was stained with BlinkBlue SDS-PAGE Staining Buffer for 60 minutes, followed by destaining with deionized water. Blinkblue can detect protein at 15ng level on the mini-Gel.